

User Guide

Background:

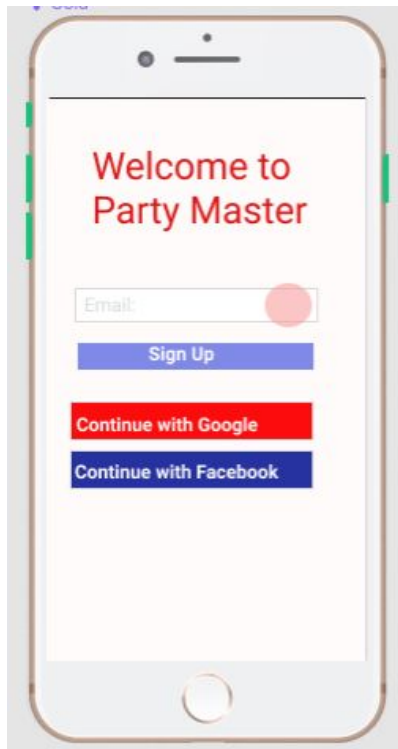
Have you ever tried to plan a party only to get overwhelmed by all the tasks needed? Are you tired of making multiple lists and using multiple applications to get your party going? So did we!

We developed our party app for you, so it will be so much easier to organize parties and make your life better. Party Master is all in one solution for organizing the best parties for yourself, friends and family.

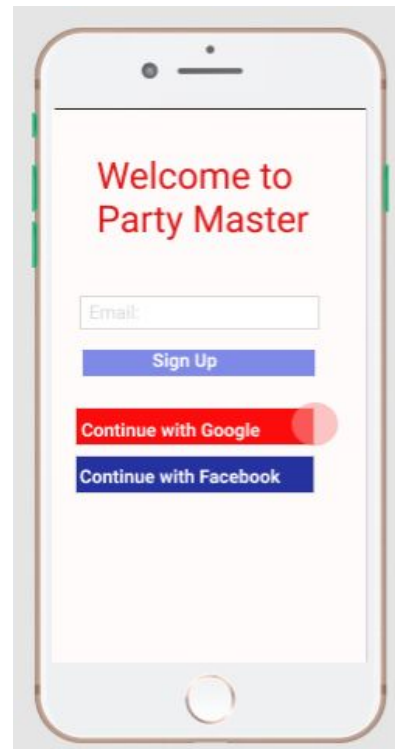
Details:

How to Sign Up for the product:

Open the app and you will see the Sign-Up screen of the app:



In order to sign up for our product, all we will need is your email!

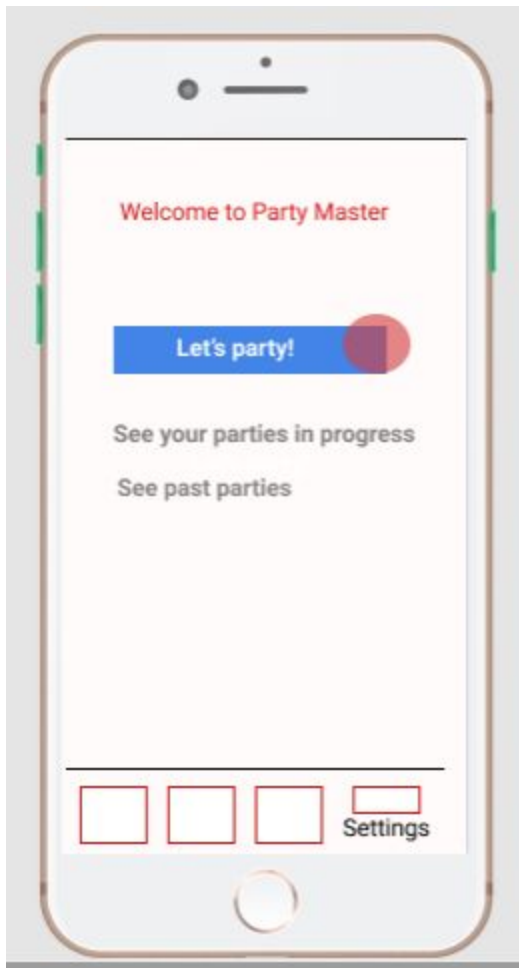


You can also sing up with Google or Facebook!

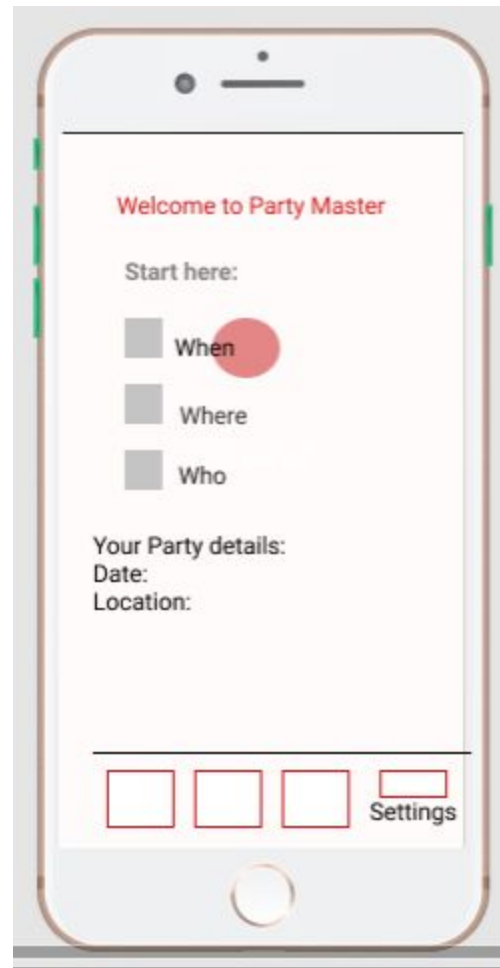
You can create the password later on, once you explored our app!

How to start on your first party:

Once you sign up for the app, on the main page choose: Let's party button:



Click on the **"Let's party"** button.
That will create your party checklist. Now you
can start adding items to each category.



In order to select a venue, go into the **"Where"**
section of your party and add a venue. You can
either add an address manually or sea